

Patient Guide to TELEMEDICINE VISITS AT SBCHC

Telemedicine visits can be conducted by phone or by using videoconference to connect you to your health care provider. If you have called to schedule a virtual visit with your provider, be sure to complete the following steps before your appointment.

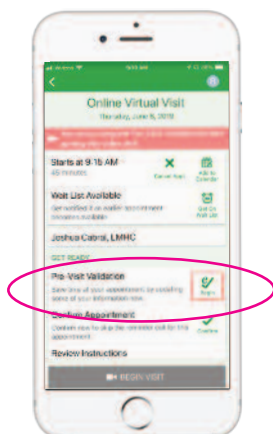
Prepare ahead for your visit

1. Download the MyChart and Zoom applications. On your mobile device, navigate to the Apple or GooglePlay stores to download these two applications to your device.



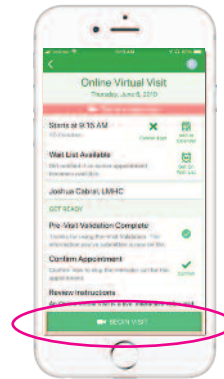
On the day of your visit

1. Sign into your MyChart Account and Complete your Pre- Visit Validation 15 minutes prior to your Appointment

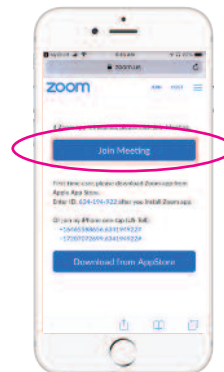


2. After Pre-Visit Validation is complete, you will have the option to complete your co-pay. If you choose not to pay, we will send you a bill.

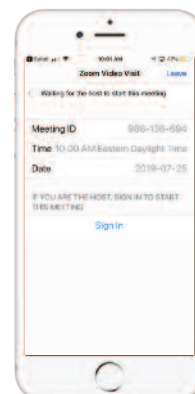
3. Click the Begin Visit button



4. You will be directed to the Zoom app. Once there, click "Join Meeting"



5. You will be directed to the "waiting" screen. You will not need to sign in as the host. Your provider will complete this task.



**Need Help? Please call
South Boston Community
Health Center at
617-269-7500**